

Ez-Change™ Capsule Filter Cartridge

XW·AW

(Seven cartridges in one capsule)

Ez-Change™ XW·AW Capsule Filter Cartridge and Housing are evolutionary filter and housing that solve problems such as “time and effort in exchanging filters”, “Dripping of liquid”, “cleaning when exchanging filters” and “complicated filter setting” which are the weak points of conventional filter cartridges.

Features

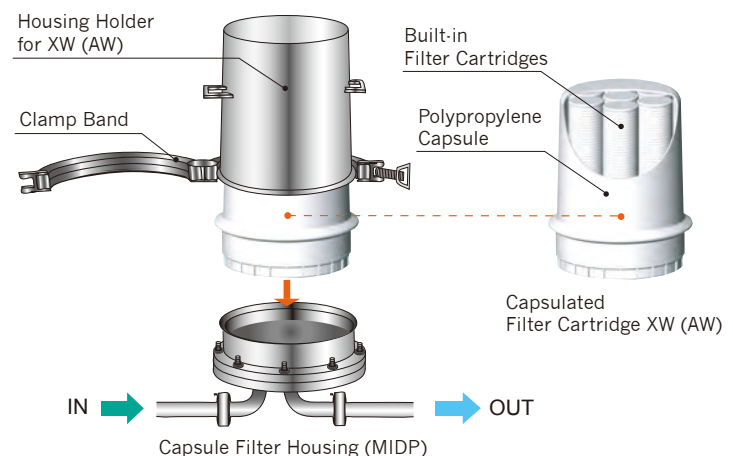
- By covering the filter cartridge itself by the capsule made of polypropylene, the liquid inside the capsule will not be exposed outside. An improvement of work environment is possible.
- Since Ez-Change prevents operators from direct contact with liquid harmful to the human at the time of filter exchange, Ez-Change realizes easy and safe filter change.
- Since Ez-Change has a simple design, It allows operators to set a filter for certain and without error.
- By optimizing the clearance of a capsule wall and built-in filter, it can reduce liquid-loss drastically.



Applications

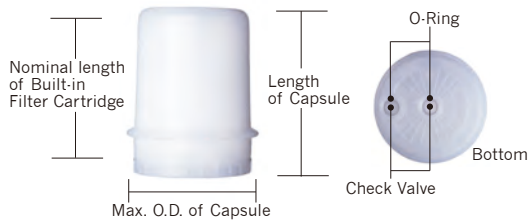
- Coating liquids
- Slurries
- Paints, inks, and pastes
- Solvents
- Liquids containing hazard materials

Construction

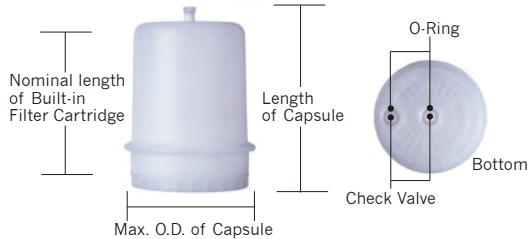


Capsule filter cartridge Lineup & Specification

XW (W/o Air Vent)



AW (W/ Primary Air Vent)



Capsule Filter Cartridge Specification

Product type	XW	AW
Nominal length of built-in filter cartridge (mm)	125 / 250 / 500	
No. of built-in filters	7pcs	
Length of capsule (mm)	196 / 310 / 562	227 / 341 / 593
Max. O.D. of capsule (mm)	φ250	
Capsule material	Polypropylene	
Check valve material	Seal : Polypropylene, Spring : Stainless steel	
O-Ring material	FPDM / Silicon / NBR / FKM	
Air vent function	No air vent	Up-stream side air vent
Screw size of air vent cap	-	G 1/4
Max. operating differential pressure (encapsulated filter)	See catalog for the built-in filter cartridge.	
Max. operating temperature	40°C	

Capsule filter cartridge Ordering Information



[Nominal Length of Built-in Filter Cartridge]

125=125mm
250=250mm
500=500mm

[Product Type of Built-in Filter Cartridge]

* Selectable from the catalogs for different filter cartridges labeled as below.



Ez-Change™
Capsule Filter Cartridge

This product can be installed in the Capsulate Filter "Ez-Change". Please refer to the Ez-Change catalog in detail.

[Micron Rating]

[O-Ring]

None = EPDM
S = Silicon
N = NBR
V = FKM

[Product Type of Capsule Filter Cartridge]

XW : No air vent
AW : With up-stream air vent

Capsule filter housing Specification

MIDP



Designed for a housing for a single capsule, installing 7 filter cartridges. This concept allows to choose the length or / and the type of capsule by changing the type of holder.

Capsule filter housing Specification

Product type	MIDP
Corresponding encapsulated filter cartridge type	XW / AW
Nominal length of built-in filter cartridge (mm)	125 / 250 / 500
No. of built-in filters	7pcs
Length of housing (mm)	740.5 (Mount height : 520) / 852.5 (Mount height : 520) / 1106 (Mount height : 520)
Distance. Inlet and Outlet (mm)	500
Connecting diameter / configuration	IDF 1.5S•Ferrule
Housing material	SUS304 (Liquid contact area : Conductive FEP coating)
Designed operating pressure (housing)	0.69MPa
Designed operating temperature (housing)	40°C

* Please contact us for further information on specifications connecting diameters, configurations, dimensions and units other than above.

● Bypass Capsule (B-XW) is accessory part of polypropylene to make a bypass from inlet to outlet of the housing. In-line Cleaning can be performed easily.



Bypass Capsule
Ordering Information
B-XW Bypass Capsule

Capsule Filter Housing Ordering Information



[Housing Type]
MIDP

[Nominal Length of Built-in Filter Cartridge]

125=125mm
250=250mm
500=500mm

[No. of Built-in Filters]

7=7pcs

[Connecting Dia. / Configuration]

1.5S=IDF 1.5S•Ferrule

[Product Type of Capsule Filter Cartridge]

XW : No air vent
AW : With up-stream air vent

*The contents of the catalog is subject to change without notice.